

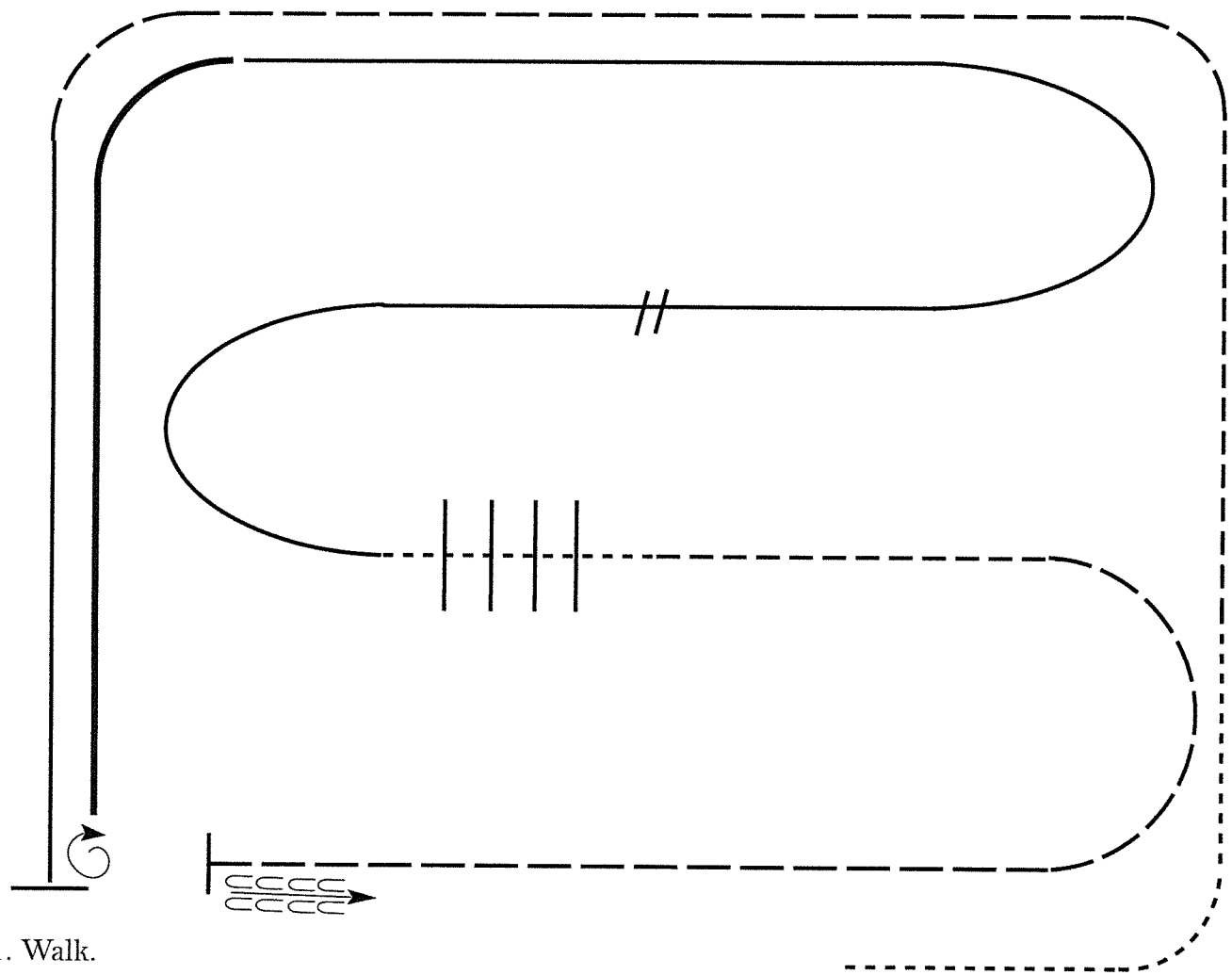
# South Carolina

## All Ranch Riding #2

Show Date: April 27-28, 2019

www.HorseShowPatterns.com

www.HorseShowPatterns.com



1. Walk.
2. Trot
3. Extended trot.
4. Left lead lope
5. Stop, 1 1/2 turn right
6. Extended lope
7. Collect to working lope-right lead
8. Change leads (simple or flying)
9. Walk
10. Walk over logs
11. Trot
12. Extended trot
13. Stop and back

Walk	-----
Jog	- - - - -
Extended Jog	—————
Lope	
Lead Change	///
Back	←←←←←
Marker	(B)

Pattern Provided by:

Judge

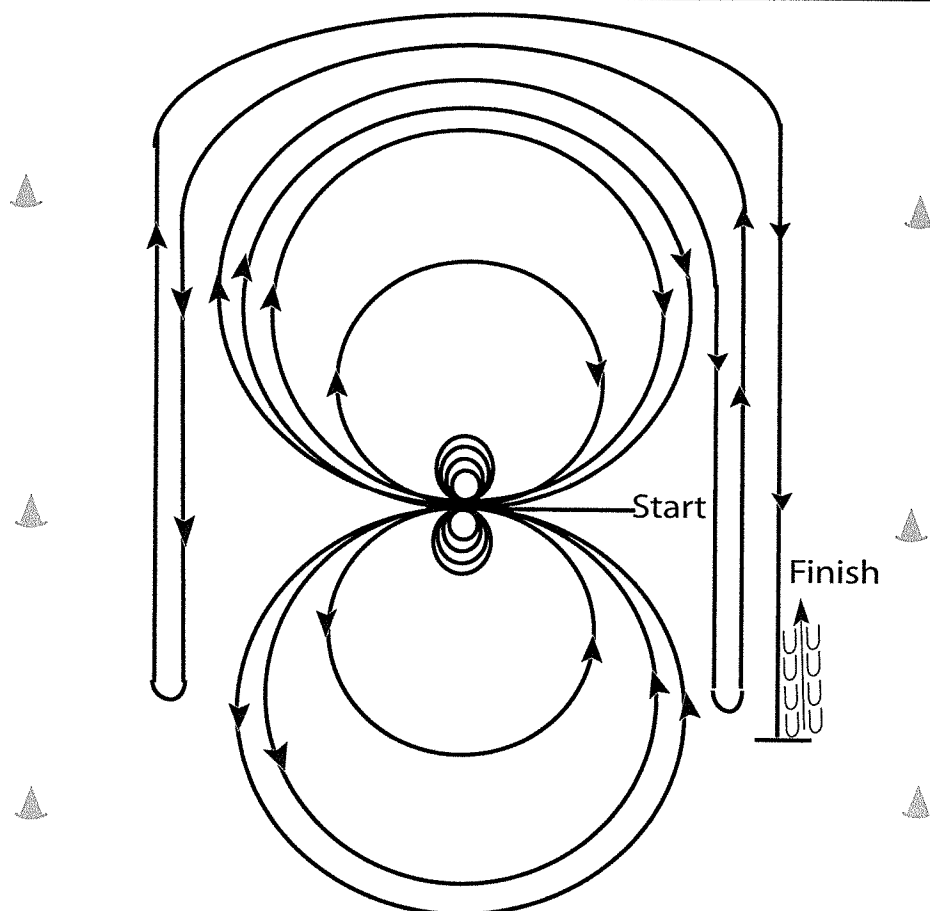
[RR/2]

# South Carolina

Open, Youth, Amateur, Select Reining #8

#8

Show Date: April 27-28, 2019



Horses must walk or stop prior to starting pattern. Beginning at the center of the arena facing the left wall or fence.

1. Complete four spins to the left.
  2. Complete four spins to the right. Hesitate.
  3. Beginning on the right lead, complete three circles to the right: the first circle large and fast; the second circle small and slow; the third circle large and fast. Change leads at the center of the arena.
  4. Complete three circles to the left: the first circle large and fast; the second circle small and slow; the third circle large and fast. Change leads at the center of the arena.
  5. Begin a large fast circle to the right but do not close this circle. Run straight down the right side of the arena past the center marker and do a left rollback at least twenty feet (6.09m) from the wall or fence – no hesitation.
  6. Continue back around the previous circle but do not close this circle. Run down the left side of the arena past the center marker and do a right rollback at least twenty feet (6.09m) from the wall or fence – no hesitation.
  7. Continue back around the previous circle but do not close this circle. Run down the right side of the arena past the center marker and do a sliding stop at least twenty feet (6.09m) from the wall or fence. Back up at least ten feet (3m). Hesitate to demonstrate completion of the pattern.
- Rider may drop bridle to the designated judge.

[R/AQHAP-8]

Pattern Provided by:

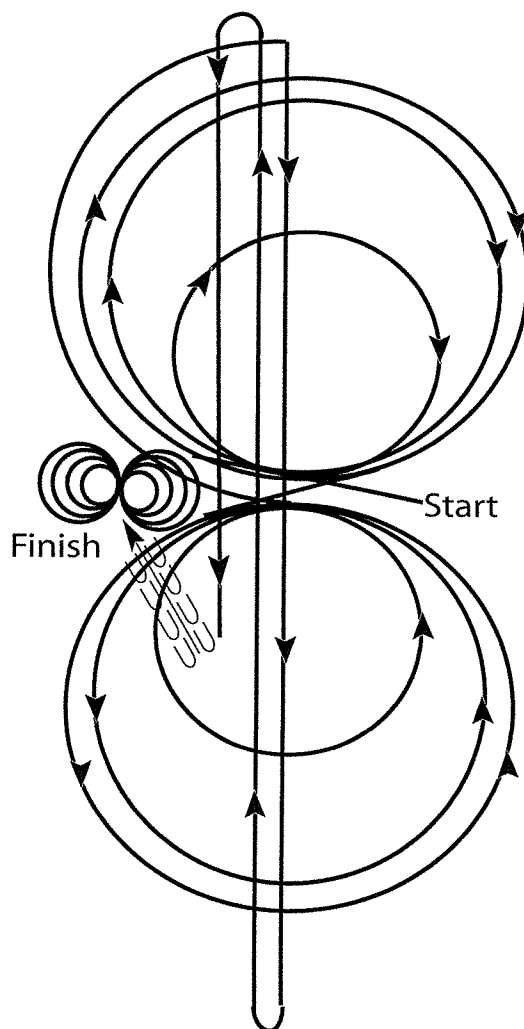
Judge

# South Carolina

## All Novice Reining Classes

#2

Show Date: April 27-28, 2019



Horses must walk or stop prior to starting the pattern.

Begin at the center of the arena facing the left wall or fence.

1. Beginning on the right lead, complete three circles to the right; the first small and slow; the next two circles large and fast. Change leads at the center of the arena.
2. Complete three circles to the left; the first small and slow; the next two circles large and fast. Change leads at the center of the arena.
3. Continue around previous circle to the right. At the top of the circle, run down the middle to the far end of the arena past the end marker and do a right rollback - no hesitation.
4. Run up the middle to the opposite end of the arena past the end marker and do a left rollback - no hesitation.
5. Run past the center marker and do a sliding stop. Back up to the center of the arena or at least 10 feet (3m). Hesitate.
6. Complete four spins to the right.
7. Complete four spins to the left. Hesitate to demonstrate completion of the pattern.

Rider may drop bridle to the designated judge.

[R/AQHAP-2]

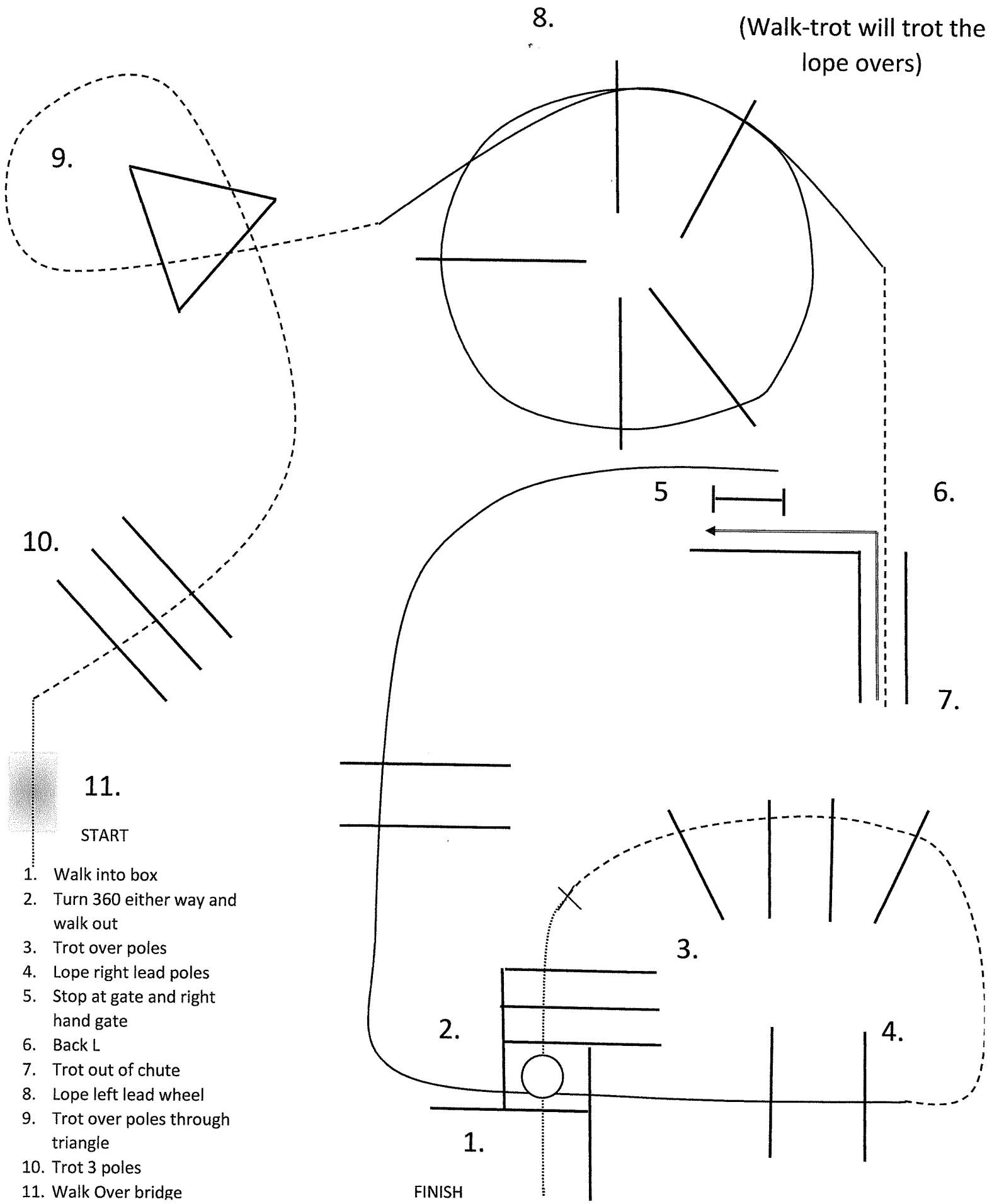
Pattern Provided by:

Judge

# Sunday

## All Trail

(Walk-trot will trot the  
lope overs)



1. Walk into box
2. Turn 360 either way and walk out
3. Trot over poles
4. Lope right lead poles
5. Stop at gate and right hand gate
6. Back L
7. Trot out of chute
8. Lope left lead wheel
9. Trot over poles through triangle
10. Trot 3 poles
11. Walk Over bridge

**11.**  
START

FINISH

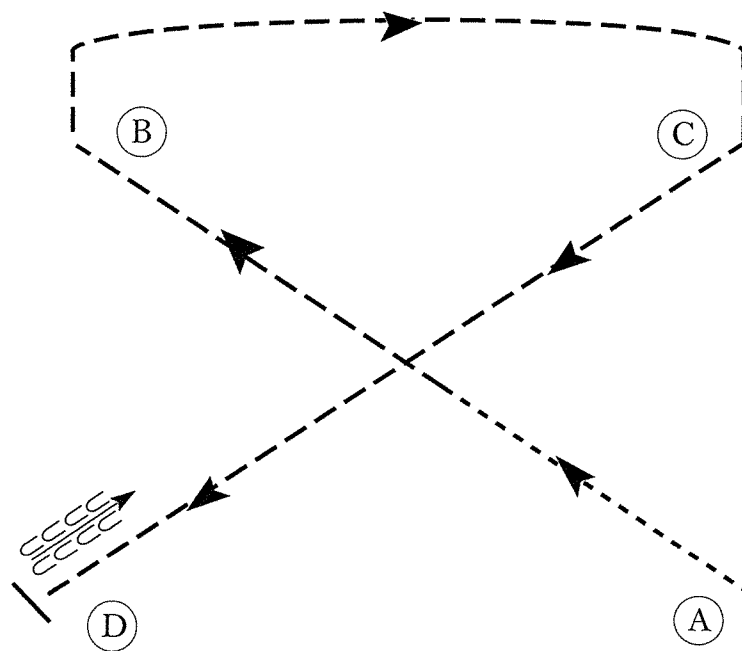
# South Carolina

HSEq Small Fry / LI YH w/T / LI Amw/T EQ

Show Date: April 28, 2019

www.HorseShowPatterns.com

www.HorseShowPatterns.com



Be ready at A.

1. Walk 1/2 way to B.
2. Posting trot on the left diagonal to B.
3. Sitting trot to C.
4. Posting trot on the right diagonal to D.
5. Halt at D and back approximately one horse length.

Exit at a sitting trot.

Walk	-----
Trot	- - - - -
Extended Trot	— — — — —
Canter	—————
Leg Yield	
Lead Change	— / —
Back	←←←←←
Marker	Ⓚ
Sidepass	← — — — — →
Hand Gallop	—————

[HSE/WT-24]

Pattern Provided by:

*Ludger*

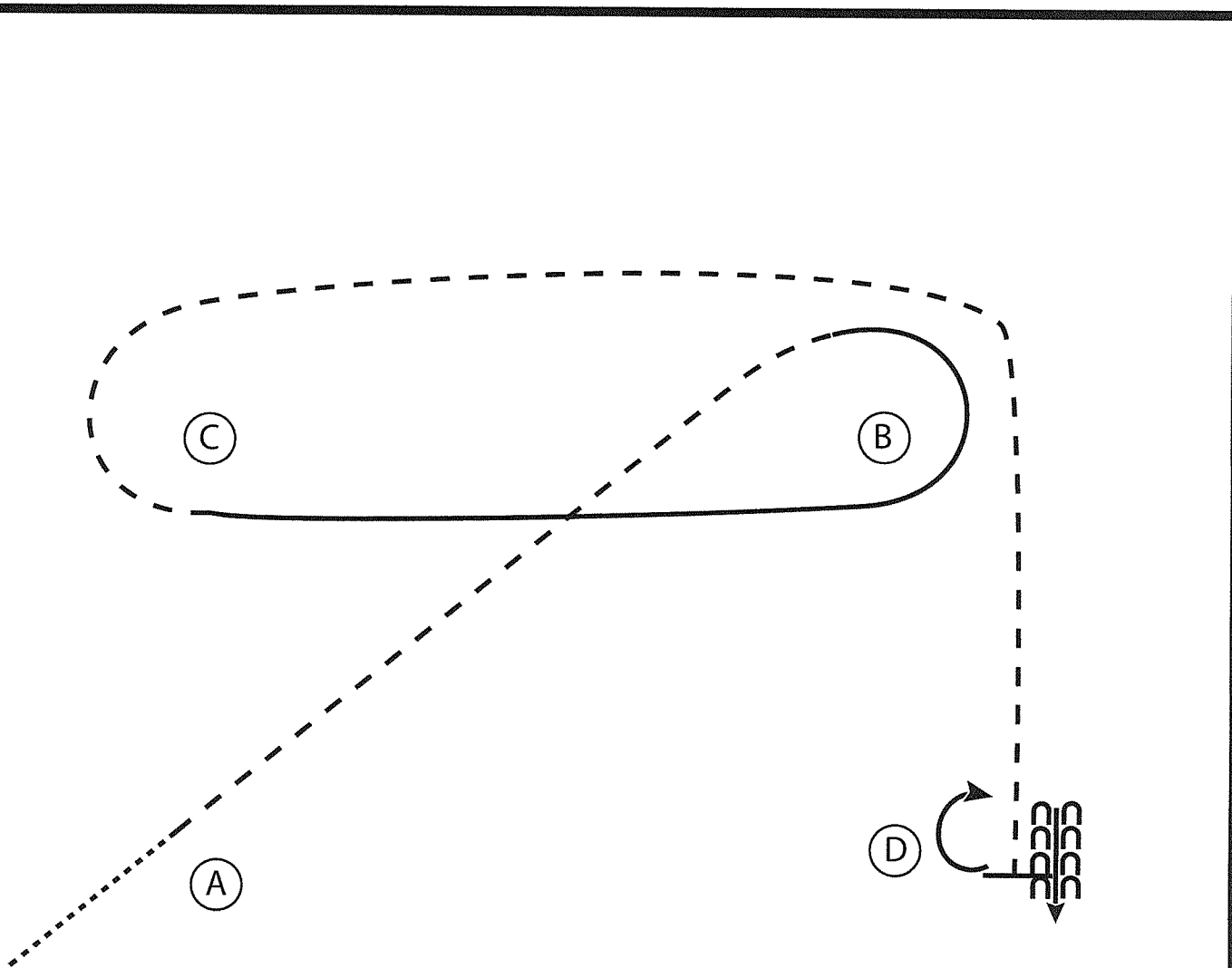
# South Carolina

(L)  
**HSEq, All Novice & Rookie - 9th & 11m**

Show Date: April 28, 2019

www.HorseShowPatterns.com

www.HorseShowPatterns.com



1. Walk to A
2. Sitting trot to B
3. At B canter on the right lead around B to C
4. At C posting trot around C and B to D
5. At D stop and perform a 180 degree turn to the right on the hindquarters
6. Back 4 steps

Walk	.....
Trot	-----
Extended Trot	-----
Canter	—————
Leg Yield	
Lead Change	↘
Back	← C C C C
Marker	(B)
Sidepass	←

[HSE/2-10]

**Pattern Provided by:**

*Judge*

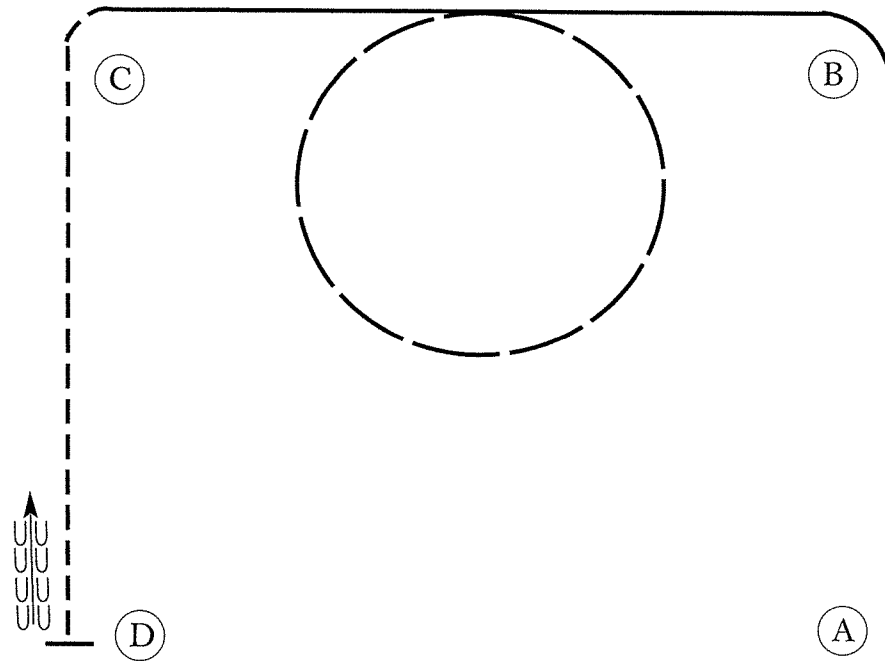
# South Carolina

## HSEq, Amateur, Select, & Youth

Show Date: April 27-28, 2019

www.HorseShowPatterns.com

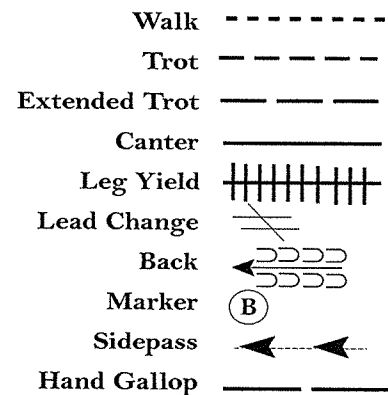
www.HorseShowPatterns.com



Be ready at A.

1. Walk two horse lengths from A.
2. Sitting trot to B.
3. Canter on the left lead from B toward C.
4. Halfway to C, move into a hand gallop and circle to the left.
5. Close the circle and canter to C.
6. Posting trot on the right diagonal halfway to D.
7. Change diagonals halfway to D and trot on the left diagonal to D.
8. Halt at D and back approximately one horse length.

Follow the instructions of your ring steward.



[HSE/3-62]

Pattern Provided by:

Judges

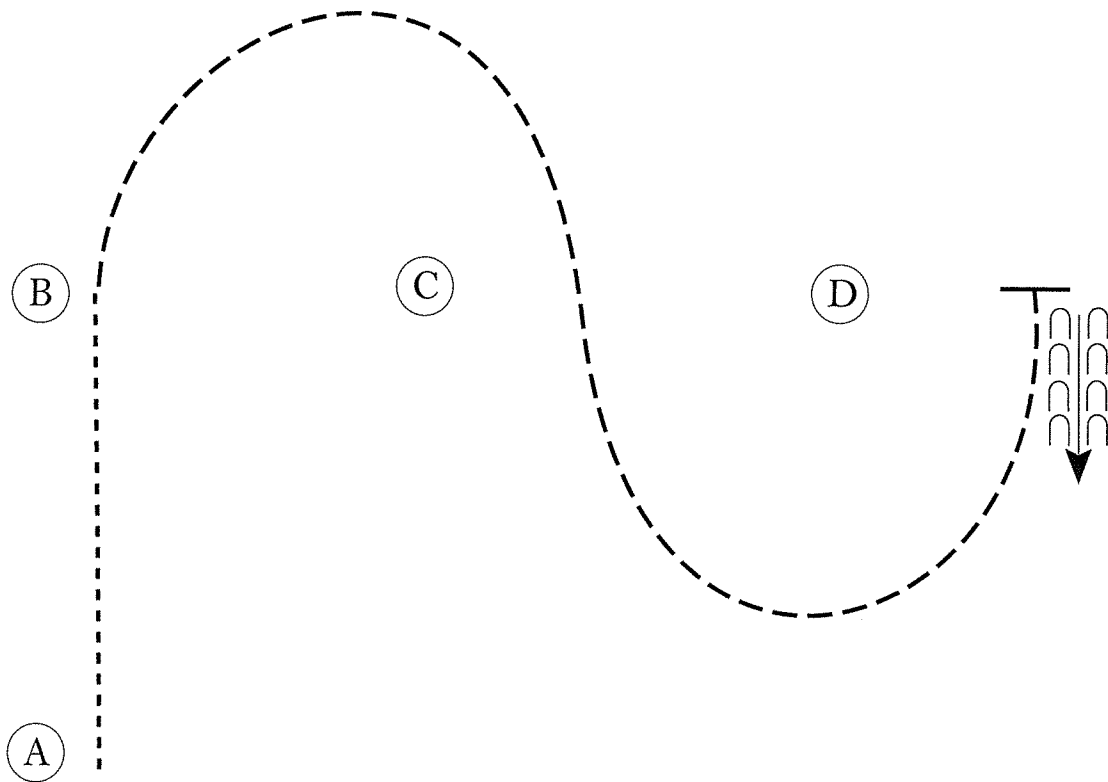
# South Carolina

Small Fry Horsemanship, LI 9th, LI Am w/J

Show Date: April 27-28, 2019

www.HorseShowPatterns.com

www.HorseShowPatterns.com



Be ready at A.

1. Walk A to B.
2. Jog at B, around C and to D.
3. Stop at D and back approximately one horse length.

Follow the instructions of your ring steward.

Walk	-----
Jog	-----
Extended Jog	-----
Lope	-----
Leg Yield	
Lead Change	—/—
Back	←←←←←
Marker	Ⓚ
Sidepass	←-----→

[WH/WT-6]

Pattern Provided by:

*Ludger*

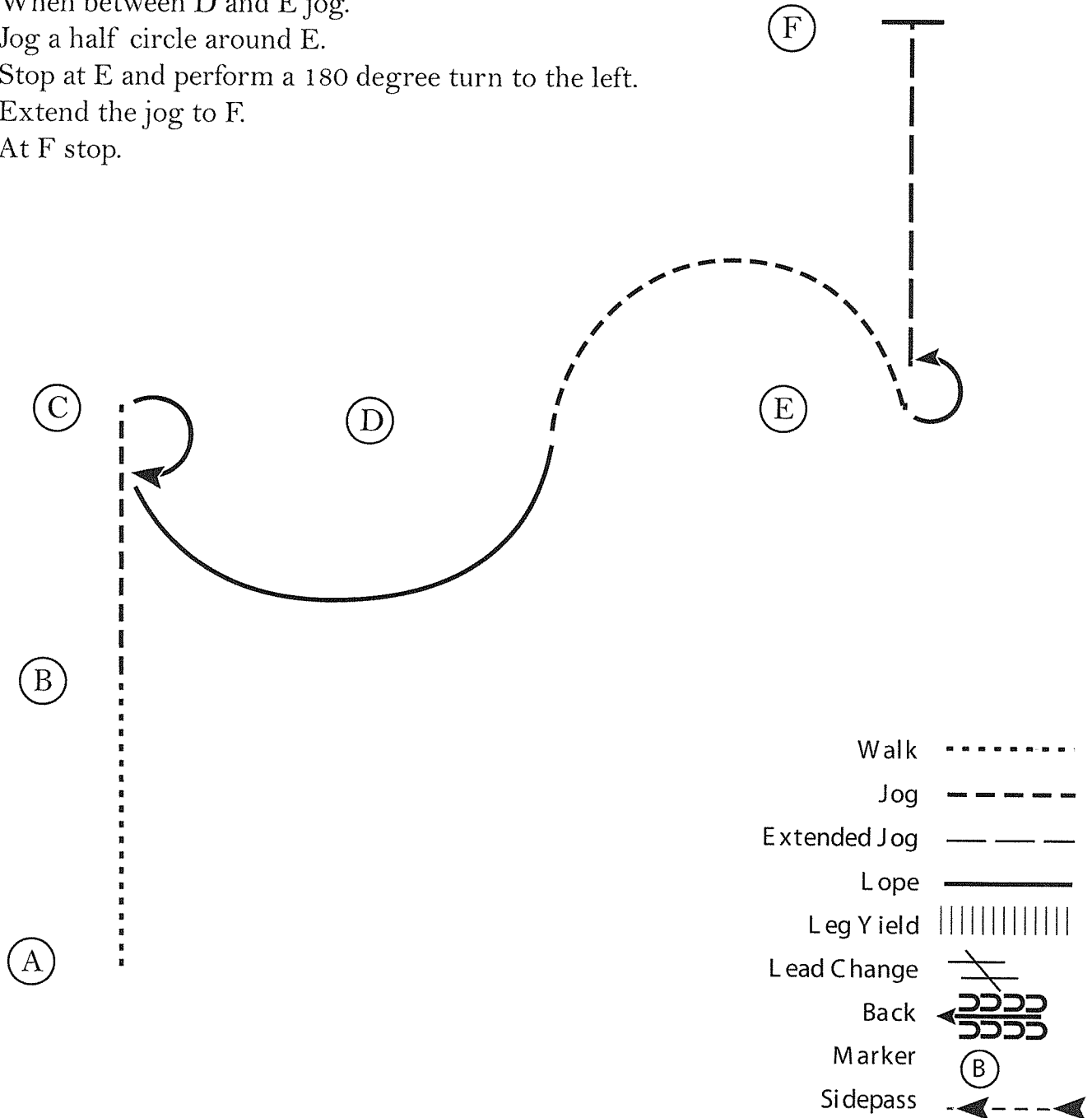


# South Carolina

(L1)  
Horsemanship WH, All Novice & Rookie

Show Date: April 28, 2019

1. Walk A to B.
2. At B jog to C.
3. At C perform a 180 degree turn to the right.
4. Lope a half circle around D on the left lead.
5. When between D and E jog.
6. Jog a half circle around E.
7. Stop at E and perform a 180 degree turn to the left.
8. Extend the jog to F.
9. At F stop.



W W W . H o r s e S h o w P a t t e r n s . c o m

W W W . H o r s e S h o w P a t t e r n s . c o m

[WH/2-5]

Pattern Provided by:

Judge

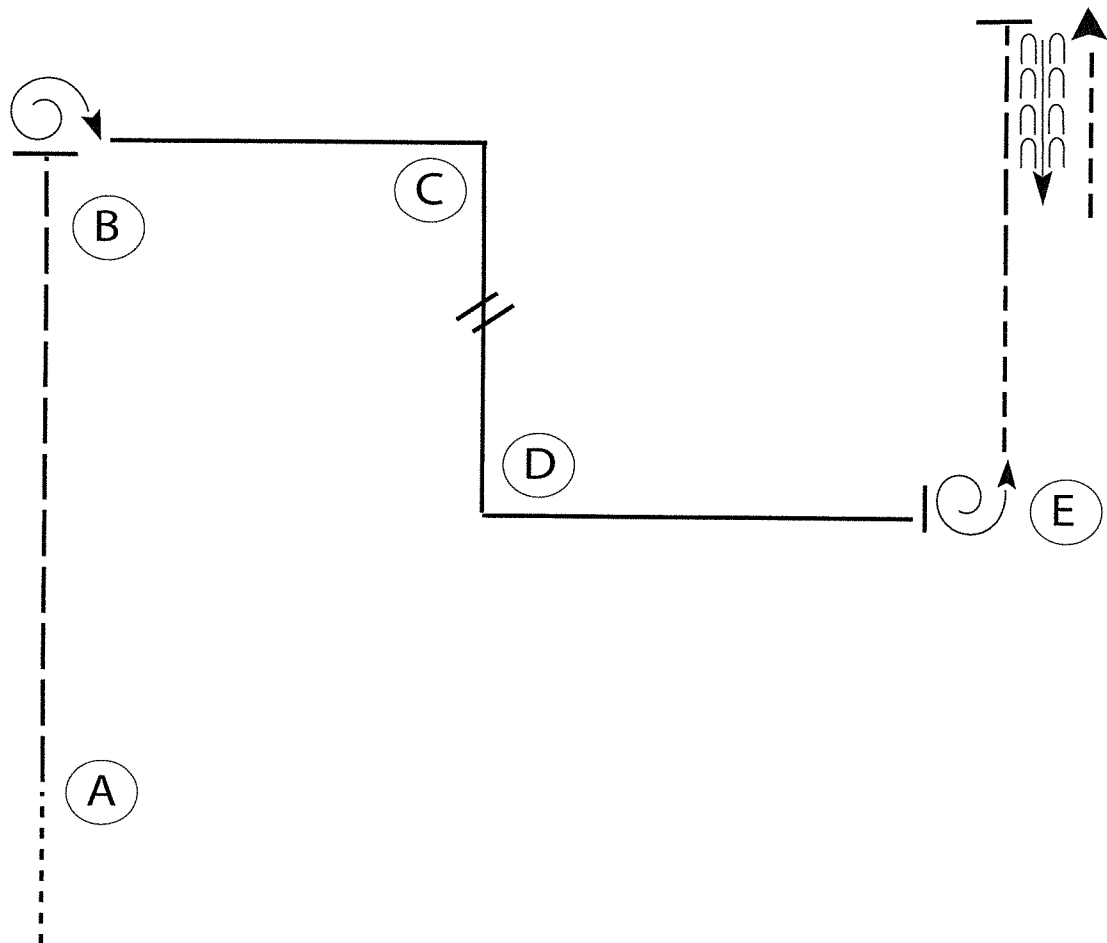
# South Carolina

WH Amateur, Select, & Youth

Show Date: April 28, 2019

www.horsethows.com

www.horsethows.com



Be ready before A.

1. Walk to A.
2. Extend the jog from A past B.
3. Stop and perform 2 1/4 spins to the right.
4. Lope a square corner around C on the right lead.
5. Perform a simple or flying lead change between C and D.
6. Lope a square corner around D.
7. Stop at E. Perform a 1 1/4 turn to the left.
8. Jog half way to C. Extend the jog until 15 feet past C.
9. Stop and back approximately one horse length. Jog to the exit as directed by your ring steward.

Walk	-----
Jog	- - - - -
Extended Jog	— — — —
Lope	—————
Lead Change	— / —
Back	← — — — —
Marker	(B)

[WH/3-29]

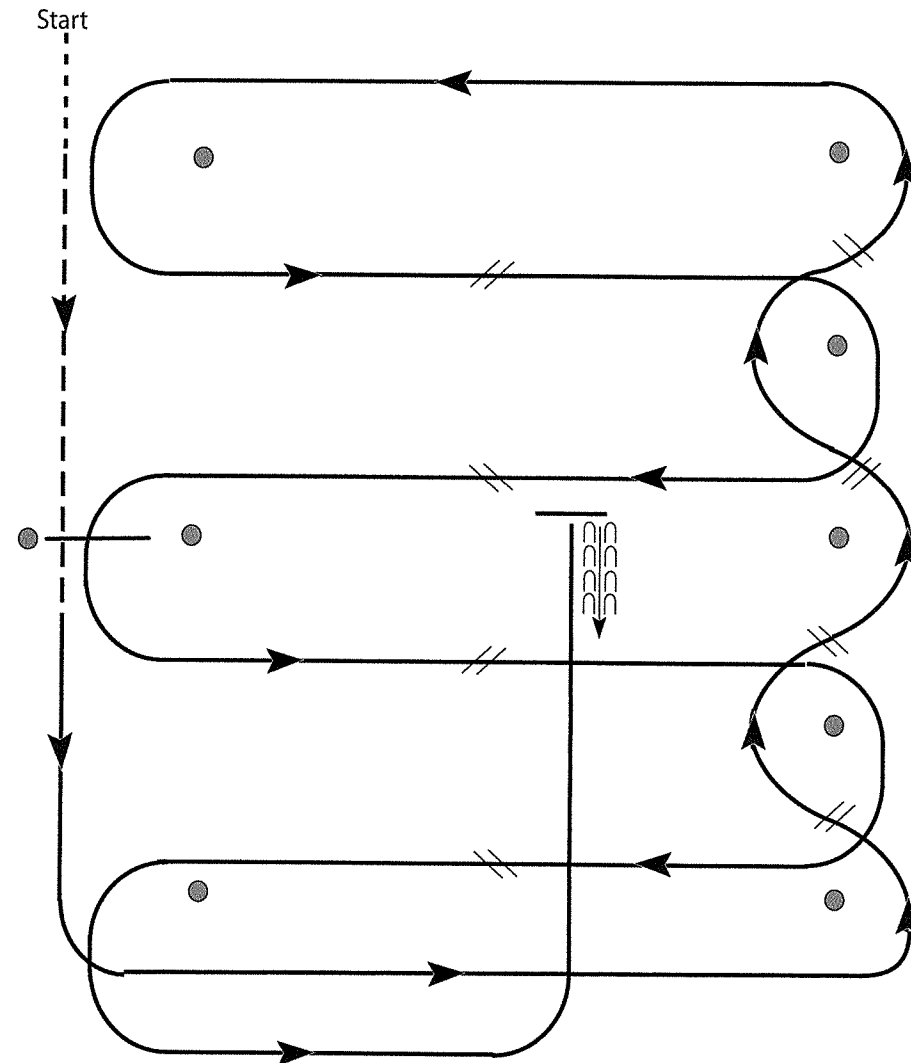
Pattern Provided by:

*Ludger*

# South Carolina

## Open, Amateur, Youth Western Riding

Show Date: April 27-28, 2019



1. Walk and jog over log.
2. Transition to lope and lope around end.
3. First line change.
4. Second line change.
5. Third line change.
6. Fourth line change and lope around the end of the arena.
7. First crossing change.
8. Second crossing change.
9. Lope over log.
10. Third crossing change.
11. Fourth crossing change.
12. Lope up the center, stop and back.

W W W . H O R S E S H O W P A T T E R N S . C O M

W W W . H O R S E S H O W P A T T E R N S . C O M

[WR/OP-1]

Pattern Provided by:

Ludger