


Showmanship

Walk Trot / Small Fry



- Trot from Cone A to Cone B, stop when your horse's hind feet are at Cone B
- Do a 90 degree turn, and walk to the Judge Stop, and set up for inspection
- After inspection, do a $\frac{3}{4}$ turn, and walk away.
- Follow ring steward's instructions after completion of pattern

SHOWMANSHIP - LEVEL 1 and ROOKIE

Trot from A To B

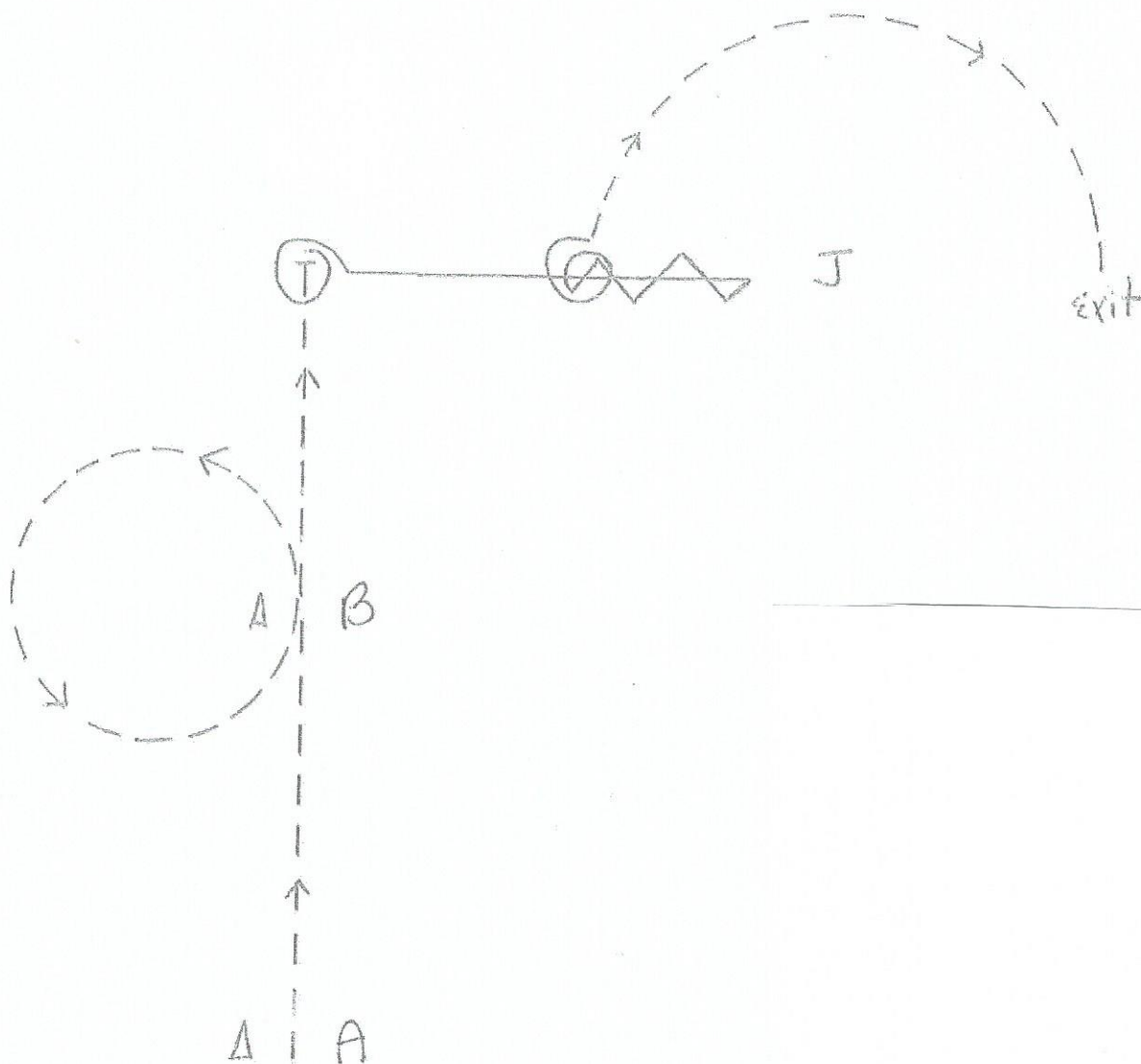
Continue to trot , circling to the left as shown

Continue to trot until you reach the point which will leave you aligned with judge and stop.

Perform a 1 1/4 turn, and walk to judge.

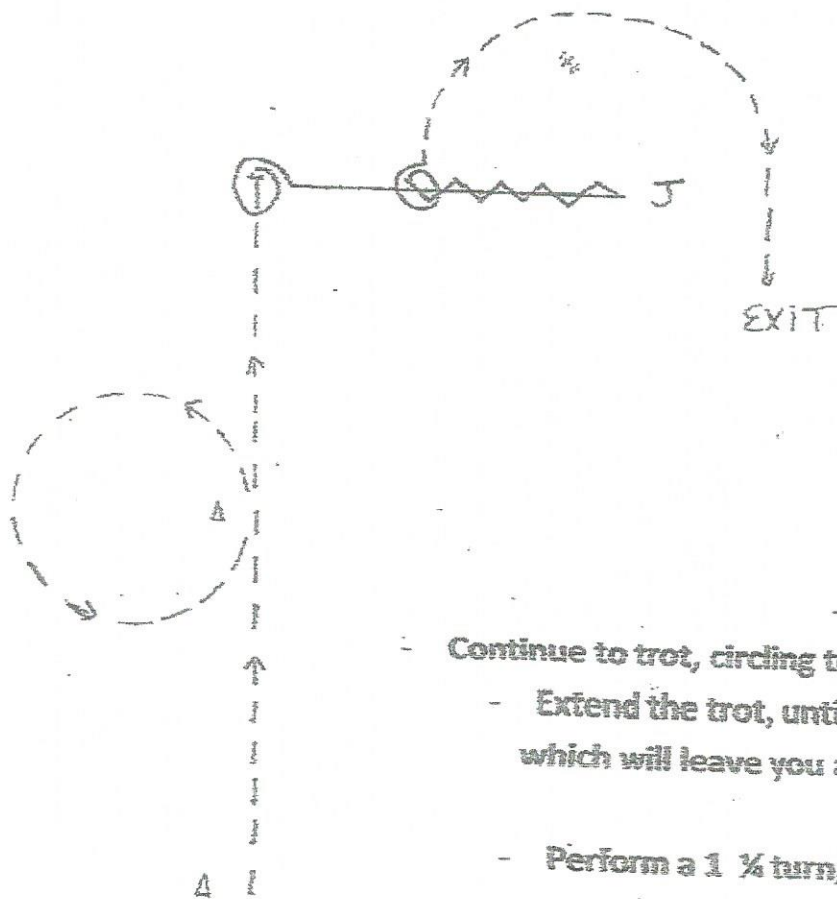
Set up your horse for inspection.

When excused back 4 steps do a 3/4 turn, and exit at a trot as shown.



Showmanship

All Youth – Amateur – Select Amateur



- Trot from A to B
- Continue to trot, circling to the left as shown
- Extend the trot, until you reach a point which will leave you aligned with judge, and stop
- Perform a $1 \frac{1}{2}$ turn, and walk to judge
Set up your horse for inspection
- When excused, back 8 steps, do a $\frac{3}{4}$ turn, and exit at a trot, as shown